



KINGDOM CORNICE COMPOUND



DESCRIPTION

KINGDOM CORNICE COMPOUND is a plaster based mixture designed for fixing and bonding cornice to plasterboard and walls and ceiling. However, owing its high bonding strength it can also be used directly to concrete walls.

TECHNICAL DATA

COLOUR	White
BINDER	Gypsum
FILLER	Calcium Carbonate Powder
WATER RATIO DEMAND	Powder 2:1 Water
PACKAGING	20 kg ±
SETTING TIME	25 minutes
COVERAGE	360 ft ² of Plasterboard per 20kg

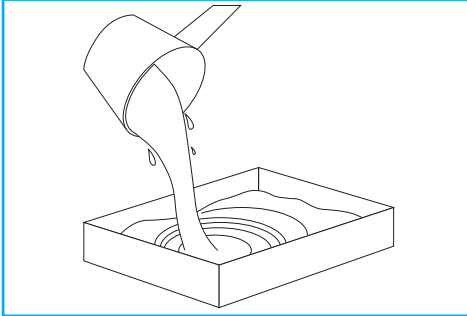
PACKING & STORAGE

- **KINGDOM Cornice Compound** packed in 20KG± bags.
- **KINGDOM Cornice Compound** must be stored in a dry place with pallet.
- **KINGDOM Cornice Compound** has a shelf life of 9 months from date of manufacture.
- **KINGDOM Cornice Compound** storage in an unsuitable environment can shorten the lifespan of this product.

PRODUCT DATA SHEET

APPLICATION INSTRUCTION

STEP 1



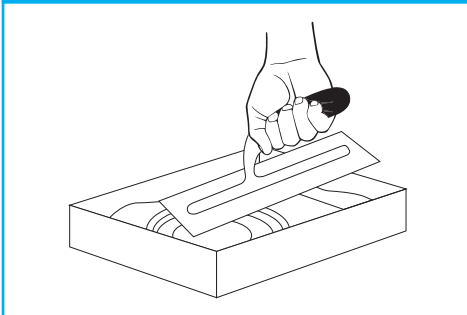
Pour clear water into the tray.

STEP 2



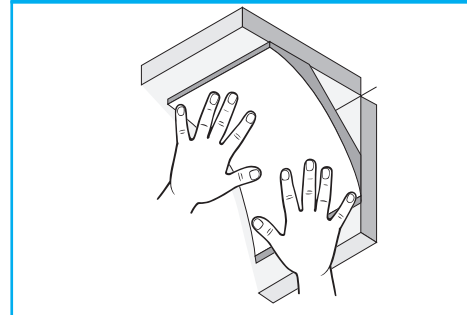
Add Kingdom Cornice Compound to clear water at a ratio of 2 parts of plaster to 1 part water. Allow to soak for approximately 2-3 minutes before mixing.

STEP 3



Mix thoroughly until a smooth consistency compound is achieved. Avoid mixture with residue of older batches.

STEP 4



Apply Kingdom Cornice Compound from tray. (Use within 30 minutes after mixing)

HEALTH & SAFETY

KINGDOM CORNICE COMPOUND is not hazardous based on the major compound. However, we do recommend workers shall use safety equipment where necessary. In case of eye contact, immediately hold eyelids apart and flush eye continuously with running water. Get medical aid immediately when necessary.

Note: The information of applications and suggestions for use is based on practical experience. As due to various site conditions and unable to control the applications, therefore no responsibility can be accepted by us for any loss and damaged as this data sheet is for general guidance only.

Note: PMIX reserve the rights to revise any data without prior notice.